

Identification: A14 – N900, A16 - N700
Tech. Bulletin n°: **PD2006-03**
Date: 08-02-2007
Issuer: M. Scalon (TT&S)
Factory: PD-Vallenoncello Modular Cooking



Subject JET PROTECTION AGAINST DIRT – GAS COOKERS N900 AND N700.

Model ALL GAS COOKERS N900 AND N700.

Problem Jet gets clogged.

Reason Infiltration of dirt through the pilot pipe.

Actions in factory

- Introduction of a curved jet holder, able to make the dirt sliding through the aeration holes without clogging the jet (factory code: 510823900; spare part code: **0C3643**).
- New pilot without holes for primary aeration (factory code: 806854300; spare part code: **0C3644**).
- New brass olive as gas sealing between pilot and jet holder (factory code: 516888200; spare part code: **0C3645**).
- New nut for connecting pilot and jet holder (factory code: 516887500; spare part code: **0C3646**).
- New **N900** frontal pilot pipe (factory code: 517870102; spare part code: **0C3647**).
- New **N900** rear pilot pipe (factory code: 517870204; spare part code: **0C3648**).

ELECTROLUX PROFESSIONAL SPA
POSTAL ADDRESS
V.le Treviso 15
33170 PORDENONE – ITALIA

TELEPHONE
+39 0434 380582
+39 0434 380583

TELEFAX
+39 0434 380577

E-MAIL ADDRESS
claudio.marziani@electrolux.it
mara.scalon@electrolux.it

- New **N700** frontal pilot pipe (factory code: 516888001; spare part code: **0C4192**).
- New **N700** rear pilot pipe (factory code: 516888101; spare part code: **0C4193**).

N900: new solution since s/n 618...

N700: new solution since s/n 646...

Actions in field

Where clogging cases are repetitive, replace the old pilot group with the new one.

A kit is available for replacing front and rear pilot groups in both the ranges.


N900 kit spare part code **0C3652**.

N700 kit spare part code 0C4247.

The kits contain:

- 2 pilot burners
- 2 olives
- 2 nuts
- 2 jet holders
- 1 frontal pilot pipes
- 1 rear pilot pipe
- 2 connections to the gas tap
- 2 double cones to the gas tap
- 2 connections to the pilot
- 2 double cones to the pilot


For example for a 6 burners cooker:



➔ **3 kits required**

Assembly the parts as shown in the pictures.

The present modification can be retrofitted but it is not mandatory



0C3644: new pilot with no holes for primary aeration

0C3645: new olive


0C3466: new nut

0C3643: curved jet holder

Jet location

Primary air holes

Gas cookers table top seen from below



frontal pilot group

rear pilot group

frontal pilot pipe

rear pilot pipe