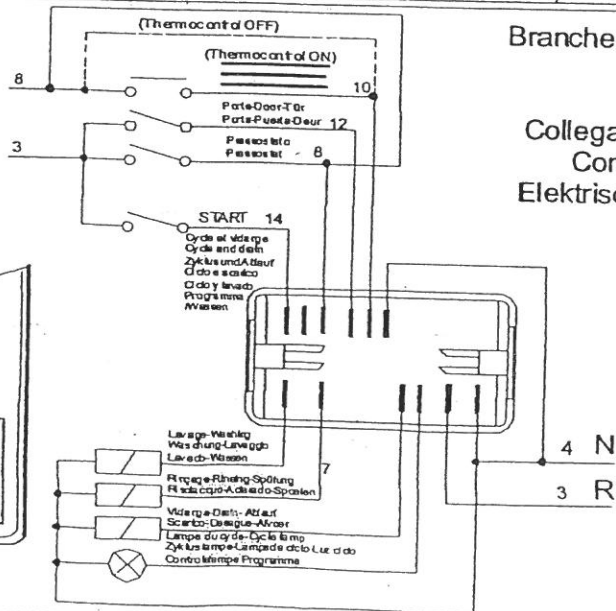

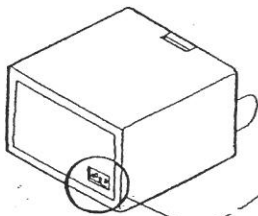


CONNECTIONS SCHEME ■ SCHEMA BRANCHEMENTS  
 ANSCHLUBSCHEMA ■ SCHEMA COLLEGAMENTI  
 ESQUEMA CONEXIONES ■ AANSLUITSCHEMA

TIMER cod. 0300829

Tableau programmation temps-Timing programs table - Zeitplansaustellung  
 Tabella programmazione tempi-Tabla programación tiempos-Programma

CYCLE LAVAGE-WASH CYCLE-PROGRAMMDAUER SEL-CICLO LAVAGGIO-CICLO LAVADO-PROGRAMMA		T	PAUSA PAUSE PAUSE	RINSE/SPÜLUNG AC/LARADO/SPOELWATER	R 2	Total time	Vidang/Drain Ablauf/Scarico Desague/afvoer	Model	Ciclo/Cycle	
0	OFF ON		102"	3"	15"	/	120"	Yes	DSP1-2-26-3-4	Manuale Manual
1	OFF ON		99"	3"	18"	/	120"	Yes	DSP1-2-26-3-4 MINIBAR	Manuale Manual
2	OFF ON		51"	3"	10"	8"	72"	No	HOSP	Manuale Manual
3	OFF ON		42"	3"	15"	/	60"	Yes	DSP1-2-26-3-4	Manuale Manual
4	OFF ON		39"	3"	18"	/	60"	Yes	DSP1-2-26-3-4	Manuale Manual
5	OFF ON		99"	3"	18"	/	120"	Yes	DSP5	Automatico Automatic
6	OFF ON		96"	3"	21"	/	120"	Yes	DSP5	Automatico Automatic
7	OFF ON		39"	3"	18"	/	60"	Yes	DSP5	Automatico Automatic
8	OFF ON		36"	3"	21"	/	60"	Yes	DSP5	Automatico Automatic
9	OFF ON		102"	3"	15"	/	120"	No	DSP1-2-26-3-4	Manuale Manual
10	OFF ON		99"	3"	18"	/	120"	No	DSP1-2-26-3-4	Manuale Manual
11	OFF ON		99"	3"	18"	/	120"	No	DSP5	Automatico Automatic
12	OFF ON		96"	3"	21"	/	120"	No	DSP5	Automatico Automatic



Branchement électrique  
 Wiring diagram  
 Schaltschema  
 Collegamento elettrico  
 Conexión eléctrica  
 Elektrische Aansluiting