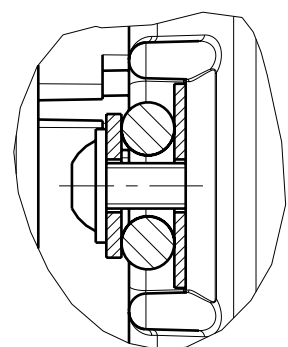
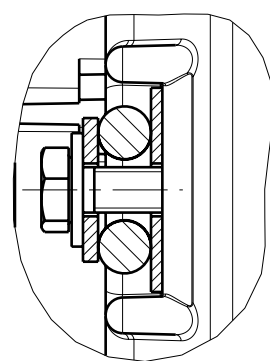


Förderrichtung V
Airflow direction V

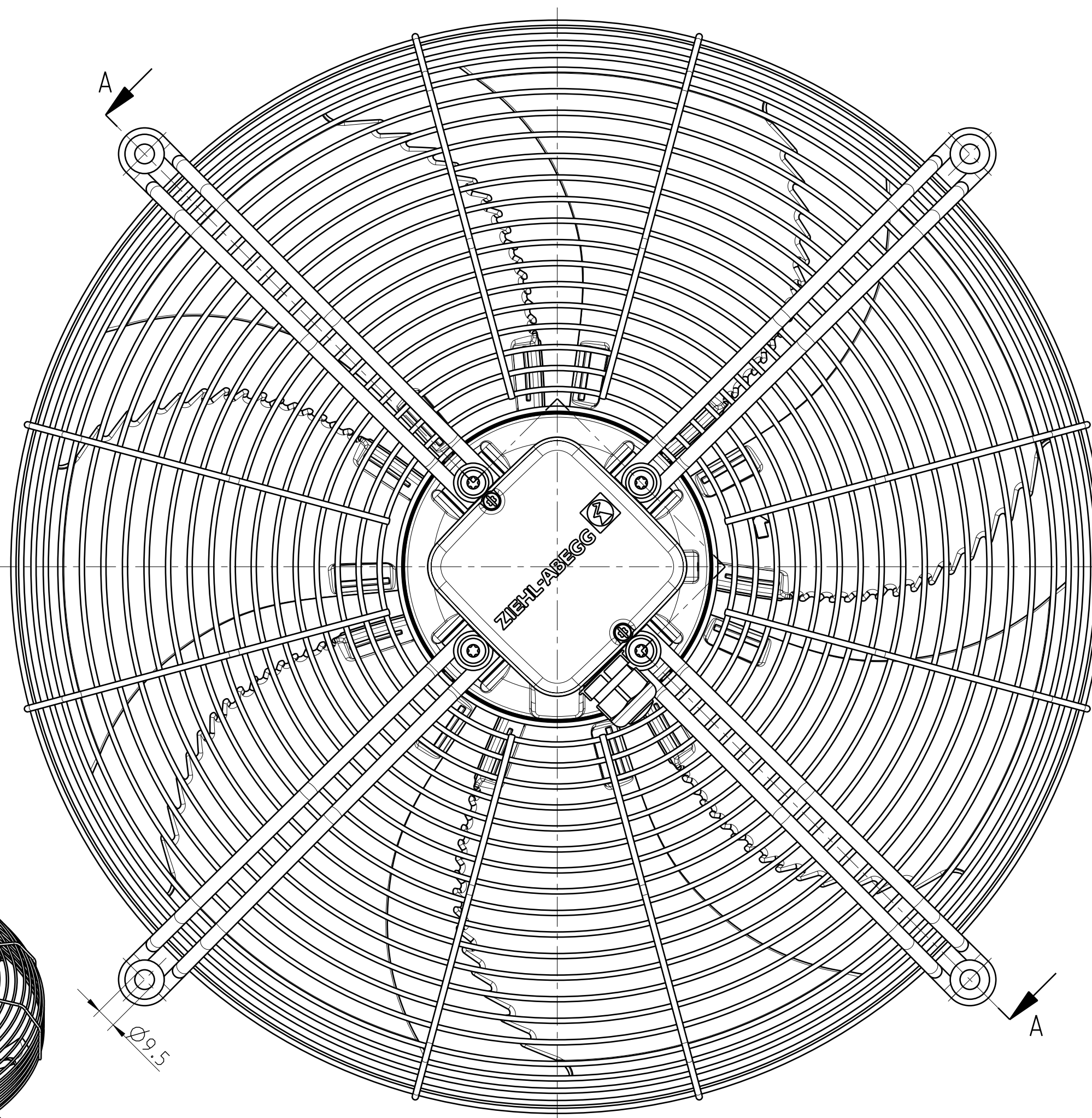
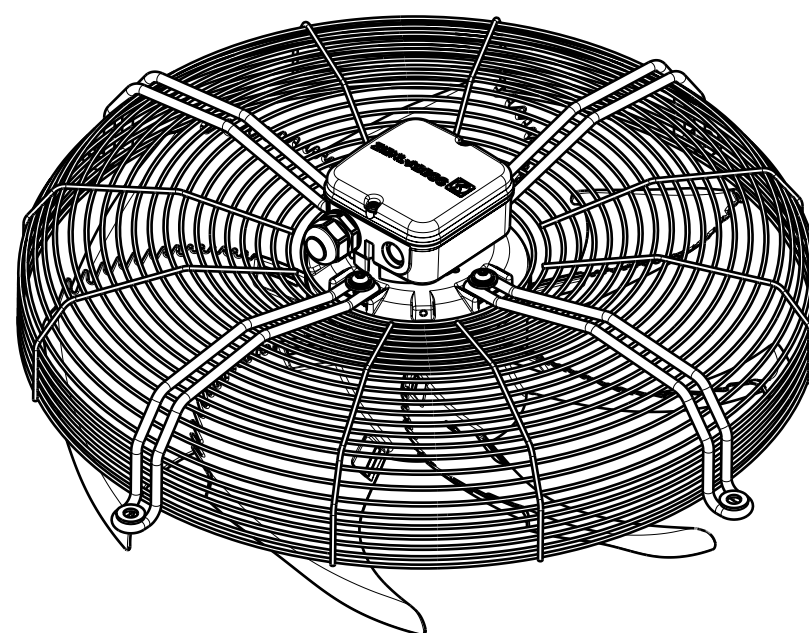
X
1:1
nach Stückliste
(by list of parts)



oder
(or)



1:5



ZEICHNUNGSNR	BENENNUNG	B1	B3	B5	MASSE
19050-K401.1	FN050-__K.4C.V7P1	127.0	191.0	53.0	10.1
19050-K401.2	FN050-__K.4F.V7P1	142.0	206.0	68.0	11.8
19050-K401.3	FN050-__K.4I.V7P1	162.0	226.0	88.0	13.3

Zeichnerische Darstellung entspricht 19050-K401.2
(graphical representation is 19050-K401.2)

<p>This drawing is property of ZIEHL-ABEGG SE. The reproduction, distribution and utilization is subject to authorization. All rights reserved.</p>	Allgemeintoleranzen general tolerances		Maßstab scale	Motor 106
	Index index	Anderung revision	Datum date	Name name
	3	L13874	30.08.2011	gla
	erstellt drawn	geprüft checked	Norm standard	Benennung title
				FN050-__K.4.V7P1
Ersatz für replacement for	11050-K401 Ausg.5	Maße in mm dimensions in mm	Teilenummer part number	Zeichnungsnummer drawing number
				19050-K401
				Zeichnung A2 drawing sheet
				Blatt 1 sheet