

TL4G Universal Compressor R134a 100-115V 50/60Hz



General

Code number	102G3462
Approvals	UL984
Compressors on pallet	125

Application

Application	LBP/HBP			
	Hz	50	60	
Frequency	Hz	50	60	
Evaporating temperature	°F	-31 to 59	-31 to 59	
Voltage range	V	90 - 127	90 - 127	
Max. condensing temperature continuous (short)	°F	140 (158)	140 (158)	
Max. winding temperature continuous (short)	°F	257 (275)	257 (275)	

Cooling requirements

Frequency	Hz	50			60		
		LBP	MBP	HBP	LBP	MBP	HBP
90°F		S	S	S	S	S	S
100°F		S	S	S	S	S	S
110°F		S	S	S	S	S	S

Remarks on application: - max. ambient temperature at 100V: 100°F
- max. ambient temperature at 115V: 110°F

Motor

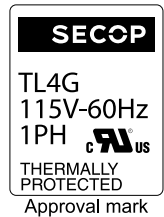
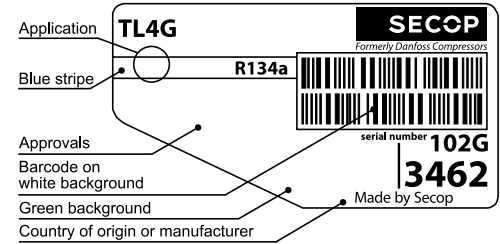
Motor type	RSIR/CSIR		
LRA (rated after 4 sec. UL984), HST LST	A	14.2	12.2
Cut in Current, HST LST	A	14.2	22.6
Resistance, main start winding (77°F)	Ω	3.7	3.4

Design

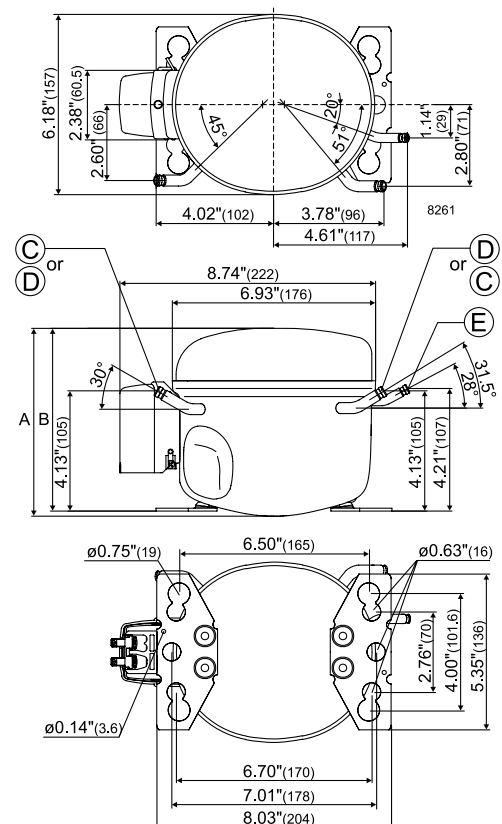
Displacement	cu.in	0.23
Oil quantity (type)	fl.oz.	9.5 (polyolester)
Maximum refrigerant charge	oz.	14.0
Free gas volume in compressor	fl.oz.	54.3
Weight without electrical equipment	lbs.	16.7

Dimensions

Height	inch	A	6.81
		B	6.65
	B1	-	
	B2	-	
Suction connector	location, I.D. in. angle	C	0.252-0.259 30°
	material comment	Cu-plated steel Rubber plug	
Process connector	location, I.D. in. angle	D	0.252-0.259 31.5°
	material comment	Cu-plated steel Rubber plug	
Discharge connector	location, I.D. in. angle	E	0.202-0.205 28°
	material comment	Cu-plated steel Rubber plug	
Oil cooler connector	location, I.D. in. angle	F	-
	material comment	-	
Remarks:			



- S = Static cooling normally sufficient
- O = Oil cooling
- F₁ = Fan cooling 1.5 m/s (compressor compartment temperature equal to ambient temperature)
- F₂ = Fan cooling 3.0 m/s necessary
- SG = Suction gas cooling normally sufficient
- = not applicable in this area



ASHRAE LBP

115V, 60Hz, static cooling

Evap. temp. in °F	-49	-40	-30	-20	-13	-10	0	10	14	20	30	32	40	45	50	59	68
Capacity in BTU/h			131	203	272	306	441	612	696	824	1078	1138	1380	1550	1733	2097	
Power cons. in W			71	82	91	96	111	129	136	147	167	170	187	197	207	225	
Current cons. in A			1.69	1.72	1.74	1.75	1.79	1.86	1.9	1.96	2.10	2.14	2.30	2.41	2.55	2.83	
EER in BTU/Wh			1.83	2.47	2.97	3.19	3.96	4.76	5.15	5.60	6.47	6.68	7.39	7.87	8.37	9.32	

ASHRAE HBP

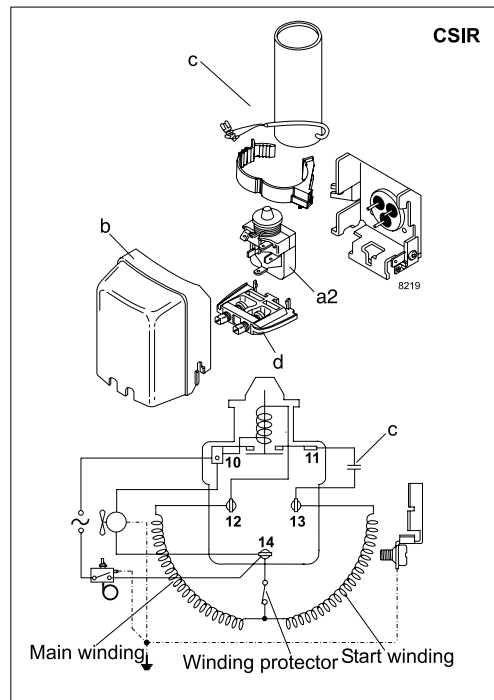
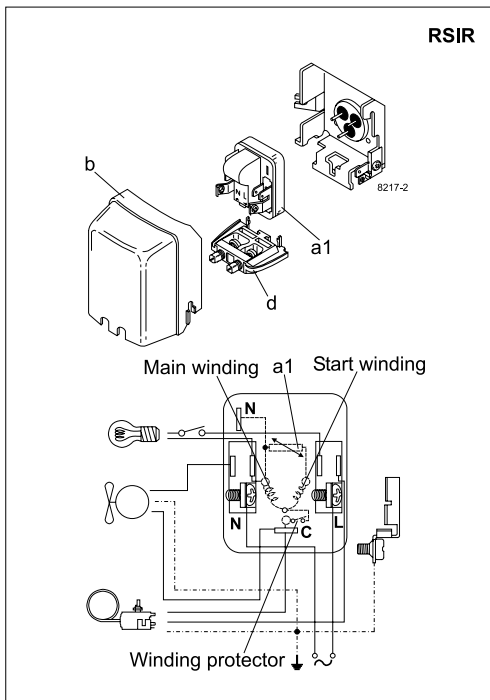
115V, 60Hz, static cooling

Evap. temp. in °F	-49	-40	-30	-20	-13	-10	0	10	14	20	30	32	40	45	50	59	68
Capacity in BTU/h			116	180	241	271	391	542	617	729	954	1009	1220	1369	1530	1849	
Power cons. in W			71	82	91	96	111	129	136	147	167	170	187	197	207	225	
Current cons. in A			1.69	1.72	1.74	1.75	1.79	1.86	1.90	1.96	2.10	2.14	2.30	2.41	2.55	2.83	
EER in BTU/Wh			1.63	2.19	2.64	2.83	3.51	4.22	4.53	4.95	5.72	5.93	6.53	6.95	7.39	8.22	

EN 12900 Household (CECOMAF)

115V, 60Hz, static cooling

Evap. temp. in °F	-49	-40	-30	-20	-13	-10	0	10	14	20	30	32	40	45	50	59	68
Capacity in W			31	49	65	73	105	146	163	197	257	268	328	368	412	497	
Power cons. in W			71	82	91	96	111	129	136	147	167	170	187	197	207	225	
Current cons. in A			1.69	1.72	1.74	1.75	1.79	1.86	1.90	1.96	2.10	2.14	2.30	2.41	2.55	2.83	
COP in W/W			0.44	0.59	0.71	0.76	0.95	1.14	1.20	1.33	1.54	1.56	1.76	1.87	1.99	2.21	



Accessories for	TL4G	Figure	Code number
PTC starting device	1/4 in. spade connect.	a1	103N0003
	3/16 in. spade connect.		103N0023
Starting relay	1/4 in. spade connect.	a2	117U6003
Cover		b	103N2011
Start. capacitor 240 µF	1/4 in. spade connect.	c	117U5023
Cord relief		d	103N1010

Test conditions	ASHRAE LBP	ASHRAE HBP	EN 12900/CECOMAF
Condensing temp.	130°F	130°F	131°F
Ambient temp.	90°F	95°F	90°F
Suction gas temp.	90°F	95°F	90°F
Liquid temperature	90°F	115°F	131°F

Mounting accessories		Code number
Bolt joint for one comp.	Ø: 5/8 in.	118-1917
Bolt joint in quantities	Ø: 5/8 in.	118-1918
Snap-on in quantities	Ø: 5/8 in.	118-1919

Danfoss can accept no responsibility for possible errors in catalogues, brochures and other printed material. Danfoss reserves the right to alter its products without notice. This also applies to products already on order provided that such alterations can be made without consequential changes being necessary in specifications already agreed. All trademarks in this material are property of the respective companies. Danfoss and the Danfoss logotype are trademarks of Danfoss A/S. All rights reserved.