



SPARE MEMBRANE 1812 100GPD



The box includes:
1 - Membrane 1812 100gpd no. 1
2 - O-ring 2x14 no. 2

Replace the O-rings of the shaft.




Insert the membrane in the vessel lubricating the O-rings to facilitate the insertion.

SPARE MEMBRANE 1812 150 GPD




The box includes:
1 - Membrane 1812 150gpd no. 1
2 - O-ring 2x14 no. 2
3 - O-ring 1.78x47.35 no. 1

Replace the O-rings of the shaft.




Add the O-ring in the membrane body.



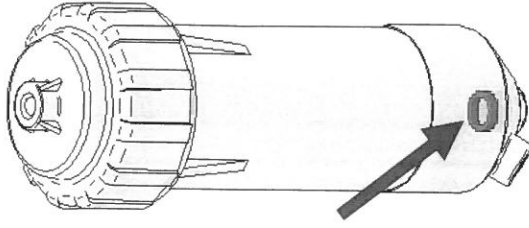
Insert the membrane in the vessel lubricating the O-rings to facilitate the insertion.

SPARE MEMBRANE 3012 300GPD



The box includes:
1 - Membrane 3012 300gpd no. 1

Take away the gasket in the bottom of the vessel if existing.



Insert the membrane in the vessel lubricating the O-rings to facilitate the insertion.

RICAMBIO MEMBRANA 1812 100GPD



La scatola include:
1 - Membrana 1812 100gpd nr. 1
2 - O-ring 2X14 nr. 2

Sostituire gli o-ring sull'albero.



Inserire la membrana nel vessel lubrificando gli o-ring per facilitare l'inserimento.

RICAMBIO MEMBRANA 1812 150 GPD




La scatola include:
1 - Membrana 1812 150gpd nr. 1
2 - O-ring 2X14 nr. 2
3 - O-ring 1.78x47.35 nr. 1

Sostituire gli o-ring sull'albero.



Aggiungere o-ring sul corpo della membrana.



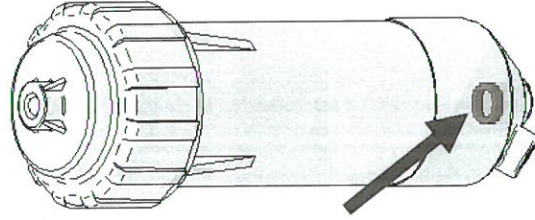
Inserire la membrana nel vessel lubrificando gli o-ring per facilitare l'inserimento.

RICAMBIO MEMBRANA 3012 300GPD



La scatola include:
1 - Membrana 3012 300gpd nr. 1

Togliere la guarnizione nel fondo del vessel se presente.



Inserire la membrana nel vessel lubrificando gli o-ring per facilitare l'inserimento.